

G3658-2


**Program Development
and Evaluation**



*Questionnaire Design:
Asking questions with a purpose*

Ellen Taylor-Powell

Program Development and Evaluation Specialist



May 1998

Originally published with Mary G. Marshall

Texas Agricultural Extension Service

The Texas A&M University System

College Station, Texas

■ ■ ■ TABLE OF CONTENTS

Constructing a questionnaire	2
Kinds of information	2
KNOWLEDGE—What people know	2
BELIEFS—ATTITUDES—OPINIONS	2
BEHAVIOR—What people do.	3
ATTRIBUTES—What people are	3
Wording the questions	3
Types of questions	5
Close-ended questions with one-choice answers	7
Formatting the questionnaire	11
Pretesting the questionnaire	14
References	15
Appendix	17

Constructing a questionnaire

A questionnaire provides a tool for eliciting information which you can tabulate and discuss. In many evaluations, a questionnaire serves as the major source of information. Writing questions and constructing a questionnaire takes time and attention. Before you begin, it is essential to know *what kind of evidence you need* to fulfill the purpose of the study and to know *how the information will be used*.

- Make a list of what you want to know. What do you really want to find out? What do you want to achieve with the questionnaire?
- Check to see if the information you need is already available somewhere else.
- Don't ask a question unless it has a use; that is, unless it relates to the purpose of the study. Collecting too much information adds to your time and expenses and can produce an information overload. Eliminate all the "nice to know" items that aren't really essential. Eliminate ambiguous questions as well.
- From the beginning, think through what you will do with each piece of information. What do you want to be able to say? Do you expect to use frequencies, percentages, rankings, multivariate analysis, narrative remarks?
- As you write questions, try to view them through your respondents' eyes.
 - Will the question be seen as reasonable?
 - Will it infringe on the respondent's privacy?
 - Will the respondent be able and willing to answer the question?
- Be selective and realistic. Know what information is needed, why, and how you plan to use it.

Kinds of information

A questionnaire can help you obtain information about what people do, what they have, what they think, know, feel, or want.

Four different types of information may be distinguished. Any one or a combination of these types may be included in a questionnaire.

KNOWLEDGE—What people know; how well they understand something

This type of question asks about what people know. Knowledge questions offer choices such as correct vs. incorrect or accurate vs. inaccurate. They may ask what respondents believe is true or factual, or about awareness.

For example:

What is the major cause of accidental deaths among children inside the home?

The most effective weight loss plan includes exercise.

The ideal refrigerator temperature is _____.

BELIEFS—ATTITUDES—OPINIONS

These terms refer to psychological states—the perceptions people hold, their thoughts, feelings, ideas, judgements, or ways of thinking. Questions may elicit respondents' perceptions of past, present or future reality, their feelings about a subject, or their opinions.

For example:

Do you favor or oppose the reclassification of forestry land?

In your opinion, does positive self-esteem prevent drug abuse among adolescents?

Do you think that lower prices would increase beef consumption?

What do you consider the biggest challenge facing our community in the next five years?

BEHAVIOR—What people do

Questions on behavior ask people what they have done in the past, do now, or plan to do in the future.

For example:

Have you ever attended an Extension program about nutrient crediting?

Do you scout fields for pest problems?

How are you currently using the information gained in the Healthy Eating workshop?

ATTRIBUTES—What people are; what people have

Attributes are a person's personal or demographic characteristics—age, education, occupation, or income. Attribute questions ask people about who they are, rather than what they do.

For example:

Where do you currently live?

How many children do you have?

What percentage of your household income comes from off-farm employment?

To write meaningful questions, be clear about the objectives and type of information desired—whether it is information about knowledge, attitudes/beliefs/opinions, behavior, or attributes. Otherwise, the questionnaire may elicit opinions when the actual intent is to document behavior.

Likewise, questions related to each type of information present different writing problems. Questions concerning attitudes tend to be more difficult to write given the complexity underlying most attitudes. Pay careful attention to wording. In contrast, questions about knowledge, behaviors and attributes are more straightforward.

Remember, the response or information you obtain is only as good as the question. If you don't get the type of information you want, it is probably because you didn't ask the right question!

Wording the questions

Wording the questions to obtain the intended information and to be understood by all respondents is a challenging task. When you write questions, consider three things:

- 1) the particular people for whom the questionnaire is being designed;
- 2) the particular purpose of the questionnaire; and
- 3) how questions will be placed in relation to each other in the questionnaire.

Some suggestions appear below.

(adapted from Sawver, 1984; Dillman, 1978; Newsome, n.d.)

- **Use simple wording.** Adapt wording to the vocabulary and reading skills of your respondents but don't talk down to them. Are any words confusing? Do any words have double meanings?
- **Avoid the use of abbreviations, jargon, or foreign phrases.** We use a lot of jargon in Extension. Will the respondents understand terms such as "CNRED," "learning experiences," "life skills," or "focus groups"?
- **Be specific.** A question about older youth should specify what age or grade is considered "older." Likewise, in the question "How many times did your 4-H club meet last year?" specify whether "last year" refers to 1994, 1994–1995, the last 12 months, or September 1994–August 1995.
- **Use clear wording.** Words such as "regularly" and "occasionally" mean different things to different people. Some vague terms include: majority (more than half of what?); often (daily? twice weekly? weekly?); government (state? federal? local?); older people (how old?).

- **Include all necessary information.** In some cases, respondents may not know enough to adequately answer a question. For example: “Do you agree or disagree with the proposed plan to expand the role of 4-H volunteers in our community?” Respondents may not know what the plan is. Provide a statement summarizing the plan.
 - **Avoid questions that may be too precise.** People’s lives are usually not so orderly that they can recall exactly how many times they ate out last year or how many Extension meetings they attended in 1995. To help respondents formulate an answer, the response category might provide a range to select from, for example, 0–5, 6–10, 11–15, etc.
 - **Phrase personal or potentially incriminating questions in less objectionable ways.** Being asked to indicate drug use, income level, or ethnic background may be objectionable to some respondents. One method is to ask respondents to select from among broad categories (income less than \$10,000, \$10,000–\$20,000, \$20,000 and over, etc.) rather than specifying precise information. A series of questions may also be used to soften or overcome the objectionable nature of certain information.
 - **Avoid questions that are too demanding and time consuming.** Examples of such questions are, “Please rank the following 15 items in order of their importance to you” or “In 25 words or less, what is your philosophy of 4-H?”
 - **Use mutually exclusive categories.** Make sure that only one answer is possible. In the example: “How did you hear about the Extension seminar?” the response categories are: “from a friend, from a relative, from the newspaper, at work, from the county office, at an Extension meeting.” The respondent may have heard about the Extension seminar from a friend at work, for example, so that more than one answer is possible.
 - **Avoid making assumptions.** Questions such as “How many children do you have?” or “Do you prepare beef when you invite friends over to eat?” make assumptions about the respondents—that they have children and invite friends over to eat. A better set of questions would start with the first question establishing the situation, followed by the question of interest. For example: “Do you have children?” “How many children do you have?”
 - **Avoid bias in questions.** Biased questions influence people to respond in a way that does not accurately reflect their positions. A question can be biased in several ways: (1) when it implies that the respondent should be engaged in a particular behavior; (2) when the response categories are unequal or loaded in one direction; (3) when words with strong positive or negative emotional appeal are used, such as “freedom,” “equality,” “boss,” “bureaucratic,” etc.
- Here are some examples of biased questions:
1. *More farmers in Saymore County are using Superb than any other variety of alfalfa. Do you use Superb?*
 1. No
 2. Yes

This question implies the respondent should be using Superb.
 2. How would you rate the housing in which you live?
 1. Satisfactory
 2. Good
 3. Excellent

No negative options provided.
 3. *Do you agree that funding for Extension in your county should be increased?*
 1. No
 2. Yes

This is a leading question. A better question would state:

Do you agree or disagree that Extension funding should be increased? (Circle one.)

1. Strongly disagree
2. Disagree
3. Agree
4. Strongly agree

- **Avoid double-barreled questions.** “Did the poultry production seminar help you to identify ways to improve the sanitation and increase the nutrition of your cage bird operation?” It’s better to ask about “sanitation” and “nutrition” separately. Other questions may be too ambiguous; for example: “Do you favor legalization of marijuana for use in private homes but not in public places?” This gives no opportunity for people to respond in favor of both places, to oppose both places, or to oppose home but favor public use.

- **Make the response categories clear and logical.** Too often the answers are confusing, not in logical order or spaced so that numbers or figures are hard to interpret.

For example:

Poor spacing

- 1.0 acres
- 2.1–9 acres
- 3.10–99 acres
- 4.100–499 acres
- 5.500–999 acres
- 6.1,000 acres

Poor logic

1. 1,000 acres
2. 999–500 acres
3. 499–100 acres
4. 99–10 acres
5. 9–1 acres
6. 0 acres

Better

1. 0 acres
2. 1–49 acres
3. 50–99 acres
4. 100–149 acres
5. 150–199 acres
6. 200–249 acres
7. 250 acres and over

- **Use complete sentences.** Trying to keep questions simple and concise may result in questions that are cryptic and easily misunderstood.

- **Plan ahead.** Identify each question and each response item with a number or letter for easy tabulation.

Types of questions

Questions can be open- or close-ended. The following is adapted from Sawyer, 1984.

Open-ended questions allow respondents to provide their own answers. This gives them the opportunity to express their own thoughts, but also requires more effort in terms of their responses. Open-ended questions tend to produce varieties of answers and are more difficult to analyze.

Close-ended questions list answers, and respondents select either *one* or *multiple* responses. These questions produce more uniform answers than open-ended questions, but depend upon your knowing and including all relevant responses in the list. Responses to close-ended questions must be *exhaustive* and also *mutually exclusive* in providing for the selection of a single response.

Examples of open- and close-ended questions are explained further on the next several pages.

A question on one topic structured in different ways

1. **Open-ended**

What would you like to see as the main program emphasis next year?

2. **Close-ended with ordered responses**

How important to you are each of the following possible program emphases? (Circle one for each item.)

	None	Little	Some	Much
A. Effective parenting	1	2	3	4
B. Child development	1	2	3	4
C. Guidance & discipline	1	2	3	4
D. Communications	1	2	3	4

3. **Close-ended with unordered response choices**

Which of these four topics would you most like to see as the primary program emphasis next year? (Circle number of your answer.)

- 1 Effective parenting
- 2 Child development
- 3 Guidance and discipline
- 4 Communication

4. **Partially close-ended**

What topic do you feel should be the main program emphasis for next year? (Circle number of your answer.)

- 1 Effective parenting
 - 2 Child development
 - 3 Guidance and discipline
 - 4 Communication
 - 5 Other (please specify)
- _____

(Dillman, 1978)

Open-ended questions

An open-ended question is often the easiest way to ask for information, but the responses are not easy to analyze. Answers are likely to be varied so you will need to categorize and summarize them. Think about how you will analyze the narrative data.

Open-ended responses can be used to:

- Stimulate free thought, solicit creative suggestions, or recall information learned.
- Probe for more detail.

Examples:

1. *What do you think should be done to improve the 4-H program in this county?*
2. *Name the five basic food groups.*
3. *Please indicate how you intend to use the information obtained during the workshop.*
4. *We are interested in any other comments you might have concerning your role as a volunteer leader. Please write in the space below any thoughts you'd like to share with us.*

When asking for a numeric response, include the unit of measurement to be used.

5. *Please list the number of acres (if any) of temporary pasture you planted in 1988.*
 - A. ____ Acres of wheat
 - B. ____ Acres of oats
 - C. ____ Acres of rye grass
 - D. ____ Acres of clover
 - E. ____ Acres of summer annuals
 - F. ____ Other, please specify

Open-ended questions are also appropriate when respondents are asked to supply a specific answer and a large number of responses are possible (see example 3 above) or when all the possible answers are not known. They are often used at the end of a questionnaire to ask respondents for additional comments (example 4 above).

Close-ended questions

There are a variety of ways to write close-ended questions. Some require answers that fall along an implied continuum (as in rating scales); others supply answers in no particular order (lists). Some questions employ multiple choice options (“check all that apply”); others provide relevant answers but allow respondents to add others not in the list. The following section gives examples of close-ended questions.

Two-option responses

This is the simplest response format. Options may include: No–Yes, Disagree–Agree, False–True, Oppose–Favor.

Example:

1. *Do you remove the clippings from your lawn after mowing?*
 - 1 No
 - 2 Yes

Depending upon the information you desire, this may be the most appropriate format. It is often used as the first question in a series of questions on one topic. However, using a rating scale or a ranking (when appropriate) elicits more information.

Starting with either positive or negative response options appears to have little effect on response. Neither does it matter whether Yes or No is listed first. But you do need to be consistent in the order you follow throughout the questionnaire.

One best answer

These questions can be used to solicit information or to test knowledge. They are appropriate when all relevant choices are known and listed. Respondents are provided with a list of answers and asked to check or circle the choice they feel is the best. Responses are independent of each other, rather than gradations along a continuum.

Example:

1. *What does the word “nutrition” mean to you? (Circle one number.)*
 - 1 Getting enough vitamins
 - 2 The food you eat and how your body uses it
 - 3 Having to eat foods I don’t like
 - 4 Having good health

Rating scale

Often, respondents are asked to indicate their choice at the most appropriate point on a scale. Whether you use a scale of three, four, five or more categories depends on the question, the amount of differentiation that is possible and desirable, and the respondents’ capacity to answer.

Examples:

1. *To what extent do you agree or disagree with the new zoning code? (Circle one.)*
 - 1 Strongly disagree
 - 2 Mildly disagree
 - 3 Neither agree or disagree
 - 4 Mildly agree
 - 5 Strongly agree
2. *When purchasing new herd bulls, how important are the following traits in your selection process? (Circle one number for each selection trait.)*

Selection trait	Of little importance					Highly important	
A. Performance	1	2	3	4	5	6	7
B. Conformation	1	2	3	4	5	6	7
C. Pedigree	1	2	3	4	5	6	7
D. Breed	1	2	3	4	5	6	7

For greater differentiation, use a *numerical scale* from 0 or 1 to some number (see the second example above). A five-point option series seems to be best for measuring attitudes; a four-point option series appears useful for ratings (excellent, good, fair, poor). Some people may relate best to a 10-point scale.

Another decision you'll need to make is whether to use an even or odd number of response options. An odd number of categories provides a middle or neutral position for the respondent to select, while an even number forces the respondent to take sides. This is appropriate when you want to know in what direction the people in the middle are leaning.

Below are some examples of rating response categories.

Very dissatisfied	No help at all
Somewhat dissatisfied	Slightly helpful
Somewhat satisfied	Fairly helpful
Very satisfied	Very helpful
Strongly unfavorable	Strongly disagree
Generally unfavorable	Disagree somewhat
Uncertain	Uncertain
Generally favorable	Agree somewhat
Strongly favorable	Strongly agree
Decreased	Poor
Stayed the same	Fair
Increased	Good
	Excellent

Five categories are about the most you should use when listing *words* in the responses. Remember to keep the positive and negative options balanced.

Ordered choice

In this type of question, the responses are usually intended to measure degree or intensity in an ordered sequence or scale. Ordered choice questions are particularly suited for evaluating attitudes. They are appropriate when the topic is well-defined and the choice represents a gradation along a single dimension.

Examples:

1. *Within your 4-H club, describe the extent to which you were included in making important decisions. (Circle one number.)*
 - 1 Never
 - 2 Rarely
 - 3 Sometimes
 - 4 Often
2. *How do you feel about this statement, "I wish this community had more outdoor recreation centers?" (Circle one number.)*
 - 1 Strongly disagree
 - 2 Mildly disagree
 - 3 Neither agree nor disagree
 - 4 Mildly agree
 - 5 Strongly agree

Responses must reflect a clear difference and be balanced both positively and negatively. A poor set of responses would: "decreased, stayed the same, increased a little, increased somewhat, increased a lot" (only one negative and three positive choices are given).

It is not necessary to use the same response categories for each question, but do it where possible. Most importantly, choose responses that are appropriate to the question.

"Other, please specify"

Here the respondent is offered a choice of an answer plus the opportunity to enter his/her own answer under "other, please specify." This protects you against leaving out an important answer choice. It also means that you will have narrative text to analyze.

Think about what you will do with these responses. Too often this type of information is never used because it cannot be added up easily.

Examples:

1. *What do you consider the main responsibility of your county 4-H agent? (Circle one number.)*
 - 1 Work with people who request help
 - 2 Work with 4-H members
 - 3 Work with volunteer 4-H leaders
 - 4 Plan and organize county youth events
 - 5 Organize and expand new 4-H clubs
 - 6 Other, please specify _____

2. *Which of these community recreational facilities do you most frequently use? (Circle one number.)*
 - 1 Parks
 - 2 Tennis courts
 - 3 Swimming pools
 - 4 Other _____

Items in a series

When several questions use the same response category, it is possible to present the responses in a table, rather than write separate questions for each.

Example:

1. *How often do you eat the following meats? (Circle one number for each meat.)*

	Never	Once/ week	1-3 times week	4-6 times week	Daily
A. Beef	1	2	3	4	5
B. Lamb	1	2	3	4	5
C. Pork	1	2	3	4	5
D. Poultry	1	2	3	4	5
E. Fish	1	2	3	4	5

Paired comparisons

Respondents are asked to compare one item to another, usually expressed in terms of “either/or” or one item “versus” another.

Example:

1. *In comparing beef to other meats, which does your family use more often? (Choose one from each comparison and circle the number.)*

1 Beef	OR	2 Poultry
3 Beef	OR	4 Lamb
5 Beef	OR	6 Pork
7 Beef	OR	8 Wild game (venison, etc.)

Matching

Respondents are asked to match responses to a list of items.

Example:

1. *Match each food to the proper food group by putting the correct lower case letter from the right side in the blank.*

A. ___ Wheat roll	a. Meat and meat products
B. ___ Nectarine	b. Milk and milk products
C. ___ Ham	c. Fruits and vegetables
D. ___ Yogurt	d. Breads and cereals
E. ___ Pumpkin	e. Sweets
F. ___ Oatmeal	

Close-ended questions with multiple choice answers: Check all that apply

This common response format is actually a series of “yes” or “no” items. It is a fast and easy way to obtain such information and also save space. Don’t make the list too long or the respondents may not consider each item.

Examples:

1. *What steps have you taken to set up a business? (Check all that apply.)*

- a. Improved product or skills
- b. Defined product or service
- c. Identified customers
- d. Researched market potential
- e. Filed business name
- f. Established recordkeeping system
- g. Applied for resale tax number
- f. Other _____

2. *What information would you like covered in the next Extension workshop? (Check all choices.)*

- a. Container production
- b. Landscape design
- c. Disease control
- d. Nursery layout
- e. Weed control practices
- f. Greenhouse management practices

Lists

A list provides a series of answers. Respondents may choose one or more depending on the instructions.

Examples

1. *Listed below are some adjectives which might be used to describe a person. Please indicate for each adjective, whether the adjective does or does not describe you. (Circle one number for each adjective.)*

	Describes me	Does not describe me	Don't know
a. Ambitious	1	2	3
b. Happy	1	2	3
c. Idealistic	1	2	3
d. Outgoing	1	2	3

2. *From the list provided, select THREE adjectives which best describe you. (Place the letter of the adjective on the lines provided.)*

- 1. _____ a. Ambitious
- 2. _____ b. Happy
- 3. _____ c. Idealistic
- d. Outgoing

Ranking

Rank ordering is a multiple-choice option. Respondents are given various responses and asked to rank them in order of importance or indicate a “top three.”

Examples:

1. *What would you like to know more about?*

Select three responses from the list and rank them in order of 1, 2, 3.

1. ___ a. What to eat to look better
2. ___ b. How food affects you
3. ___ c. Weight control
 - d. Health foods
 - e. Physical conditioning through diet
 - f. Vitamins

2. *What would you like to know more about?*

Select three responses from the right hand column and rank them in order of first, second, and third choice.

1. ___ 1st choice a. What to eat to look better
2. ___ 2nd choice b. How food affects you
3. ___ 3rd choice c. Weight control
 - d. Health foods
 - e. Physical conditioning
 - f. Vitamins

Formatting the questionnaire

After you have selected your questions, you'll need to make a series of decisions about the questionnaire format—its appearance, length, and the order in which the questions will appear. The questionnaire should be pleasing to the eye and easy to complete.

The following guidelines offer some tips to help you put the questionnaire together.

- Begin with an introduction that includes the questionnaire's purpose, identifies its source, explains how the information obtained will be used, and assures respondents of confidentiality. In mailed questionnaires, reinforce the points you made in the cover letter.
- The first questions should be easy, avoiding controversial topics. Write interesting questions that are clearly related to the questionnaire's purpose. Don't use open-ended or long questions with lengthy answer choices in the beginning of the questionnaire.
- Address important topics early, rather than late, in the questionnaire.
- Arrange questions so that they flow naturally. Keep questions on one subject grouped together. Start with general questions and then move to those that are specific.
- Try to use the same type of question and response throughout a series of questions on a particular topic. For example, don't needlessly break a respondent's concentration by using a multiple choice format followed by a yes/no question, followed by an open-ended question.
- Place demographic questions (age, sex, income level, etc.) at the end of the questionnaire.
- Print it in an easy-to-read typeface.
- A numbered response should mean the same thing throughout the questionnaire.

Example:

If you begin with:

- 1 No
- 2 Yes

don't switch to:

- 1 Yes
- 2 No

- Avoid making respondents turn a page in the middle of a question or between a question and answer.
- Be sure that the question is distinguishable from the instructions and the answers. You could put the instructions in boldface or italics. Dillman (1978) suggests using lower case letters for questions and upper case letters for answers.
- Questions and answers are easiest to read if they flow vertically. By placing answer choices under questions (rather than side by side), the respondent moves easily down the page. If you feel this format results in too much wasted space, you may wish to reorganize your questions.

Example:

- 1 Excellent
- 2 Good
- 3 Fair
- 4 Poor

Rather than: ___ Excellent ___ Good ___ Fair
___ Poor

- Give directions about how to answer. Include directions in parentheses immediately following questions. It is better to repeat directions too often than not enough. Here are some examples of specific instructions you might use: *Circle the number of your choice; circle only one; check all that apply; please fill in the blank; enter whole numbers; please do not use decimals or fractions; etc.*

- Pre-code as many items and response categories as possible to help tabulate and analyze data more quickly. When data is precoded, it can be entered directly from the questionnaire. Try to position the response blanks in the same place on the page to make tabulation easier.
- Use transitional statements to enhance continuity. Transitional statements serve three functions: 1) to signal that a new topic is about to begin; 2) to start new pages; and 3) to break up the monotony of a long series of questions.

Examples:

Next, we would like to ask you several questions about the organizations you belong to in your community.

Another important purpose of this survey is to learn how you feel about the work of service organizations in your community.

Finally, we would like to ask a few questions about you to help us interpret the results.

- Make sure that the respondent is referring to the same program mentioned in the questionnaire and defining it similarly. A "validation item" (Bennett, 1982) at the beginning of the questionnaire identifies the program and sets the stage for the questions to follow. It is a brief summary of the program's activities and the people involved.

Example:

The Dell County Extension family living program included a variety of activities during 1989 focusing on teaching money management and budgeting skills to help families manage their resources better. These activities included lunch and learn programs, computer budgeting workshops, letter series and short courses. Consumers from across the county attended these activities on Money Management Skills.

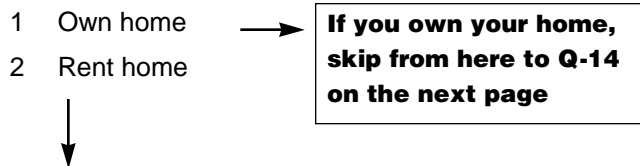
Filter or screen questions

Some questions may not apply to all respondents. For these “screen questions,” make it clear who should answer the question. Also be sure to give directions for those not expected to respond. Dillman (1978) makes three suggestions:

- 1) use arrows to guide respondents from one question to the next;
- 2) indent all questions that may be screened; or
- 3) use boxes to direct respondents past the questions(s) they don’t need to answer.

Examples:

Q-5 Do you own or rent the home in which you now live?



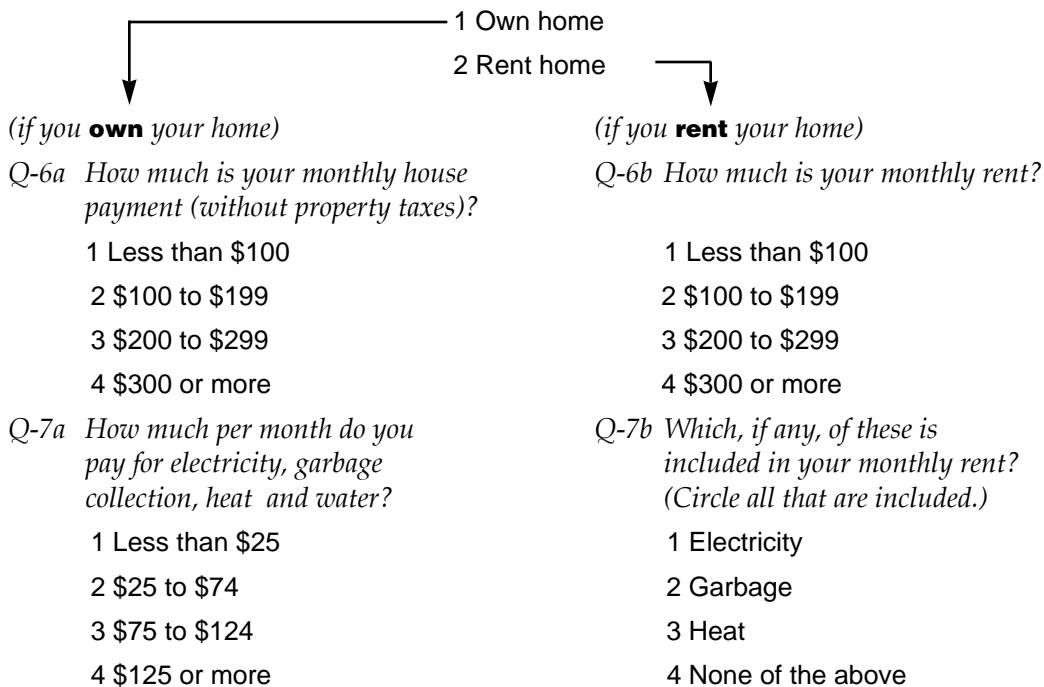
(If you rent)

Q-6 How much is your monthly rent?

- 1 Less than \$100
- 2 \$100 to \$199
- 3 \$200 to \$299
- 4 \$300 or more

OR

Q-5 Do you own or rent the home in which you now live? (Circle the number of your answer.)



Pretesting the questionnaire

Pretesting is an indispensable part of questionnaire design. Many practitioners feel that if the resources to pretest the questionnaire are not available, it's best to postpone the study until the resources are available.

This means you must examine individual questions, as well as the whole questionnaire, *very carefully*. Allow enough time to incorporate any revisions. Unfortunately, too many people consider pilot testing a perfunctory task if they consider it at all.

According to Salant and Dillman (1994), any pretest needs to answer the following questions:

- Does each question measure what it is intended to measure?
- Do respondents understand all the words?
- Are questions interpreted similarly by all respondents?
- Does each close-ended question have an answer that applies to each respondent?
- Does the questionnaire create a positive impression—one that motivates people to answer it?
- Are the answers respondents can choose from correct? (Are some responses missing? Do some questions elicit uninterpretable answers?)
- Does any aspect of the questionnaire suggest bias on the part of the researcher?

- **Ask colleagues to review the questionnaire critically.** Let coworkers read the questions to see if the wording and instructions are clear, and if the questionnaire will accomplish the study objectives. Consider reviewers' comments carefully; then decide if they enhance the questionnaire.
- **Select people as similar to your respondents as possible to pretest the questionnaire.** Choose people to represent a cross-section of the population.
- **Simulate the actual data collection procedure** as closely as you can, whether it is a mail survey, telephone or direct interview. If you're using a mail questionnaire, have people answer it without any help and afterwards, ask for their suggestions. In an interview, have the interviewer conduct the pilot test, either by phone or face-to-face, as it will actually be done.
- **Obtain feedback about the form and content of the questionnaire.** Were any questions misunderstood? Were the directions clear? Was the questionnaire too long or too difficult? How long did it take to fill out? Was there enough space for responses, etc.?
- **Assess whether the questions produce the information needed** to satisfy the study's purpose.
- **Try the tabulation and analysis procedures** to make sure that the questionnaire yields data that can be analyzed in the way that is needed.
- **Revise.** Check the final draft. Go over each question and ask: What will the information obtained from the question mean? How much will it contribute to the study?

References

- Babbie, Earl R. *Survey Research Methods*. Belmont, CA: Wadsworth Publishing Co., 1973.
- Bennett, Claude F. *Reflective Appraisal of Programs (RAP): An Approach to Studying Clientele-Perceived Results of Cooperative Extension Programs*. Ithaca, NY: Cornell University Media Services, 1982.
- Dillman, Donald A. *Mail and Telephone Surveys: The Total Design Method*. New York: John Wiley and Sons, Inc., 1978.
- Fischer, Christy and Jeffrey D. Layman. *Edge: Constructing a Questionnaire*. Ohio State University: Ohio Cooperative Extension Service, 1986.
- Newsome, Bob W., et al. *Northeast Area Evaluation Process*. Kansas State University, Kansas State Cooperative Extension Service, n.d.
- Rohs, F. Richard. *Questionnaire Construction*. Athens, GA: Cooperative Extension Service, 1985.
- Salant, Priscilla and Don Dillman. *How to Conduct Your Own Survey*. New York: John Wiley & Sons, Inc. 1994.
- Sawer, Barbara J. *Evaluating for Accountability*. Corvallis: Oregon State University Extension Service, 1984.
- Sudman, Seymour and Norman M. Bradburn. *Asking Questions: A Practical Guide to Questionnaire Design*. San Francisco: Jossey-Bass Publishers, 1982.

Appendix

Attribute information

When you collect attribute data (personal characteristics such as age, education, income,) it is often a good idea to formulate responses you can compare to existing data; for example, categories from a previous study, or the same categories as reported in U.S. Census data. You can then compare your data to the census to demonstrate how closely your sample reflects the general population.

Even if you have no comparisons currently in mind, collecting this type of information about respondents can contribute to a “data bank.” It will allow you to build a “participant profile” that describes participants in terms of key variables, compares the characteristics of those who participate and those who don’t, assesses the degree to which target audiences are being reached, and plan strategies for promoting future programs effectively.

Here are a few tips for collecting such data.

(Adapted from Sawyer, 1984)

- **Place attribute questions at the end of the questionnaire.**
- **Avoid overlapping categories.** Use exclusive categories; for example 25–34, 35–44, 45–54, etc., not 25–35, 35–45, 45–55.
- **Ask age questions directly, but be diplomatic.** Some respondents may perceive “How old are you?” as a little blunt. “What is your age?” softens the request. “Please circle the number of the category which includes your age” is inoffensive. If you need more precisely refined figures, you could ask “What was your age at your most recent birthday?” (Most people hope they haven’t yet celebrated their “last” birthday.) Also avoid asking for a month and/or year of birth unless it’s absolutely necessary, since such information will require many extra calculations.

■ **Phrase income questions carefully.** Do you want to know the household’s (or respondent’s) annual income? Monthly income? Net? Gross? Taxable? Take-home pay? Some people are sensitive to income questions. Instead of asking “What was your total household income in 1995?” you could ask, “Which of the following categories best describes your total household income for 1995?” Offer a choice of several broad dollar amounts.

■ **Use appropriate employment categories.** Employment status is one attribute that is hard to describe. The following example is a fairly lengthy one. (The respondent is asked to read the entire list, then select the one response which best describes his/her employment status.)

- A. Employed full-time in the work force
- B. Employed part-time in the work force
- C. Unpaid full-time in farm, family or home business
- D. Unpaid part-time in farm, family or home business
- E. Unemployed, seeking work
- F. Unemployed, not seeking work
- G. Student, employed part-time
- H. Student, not seeking work
- I. Retired, employed part-time
- J. Retired, not seeking work

A simpler breakdown is:

- A. Employed
- B. Unemployed, seeking work
- C. Not in the labor force

Some examples of attribute questions follow.

1. What is your age? (Circle one number.)
 1. Under 18
 2. 18–24 years
 3. 25–34 years
 4. 35–44 years
 5. 45–54 years
 6. 55–64 years
 7. 65 or older
2. Are you married?
 1. No
 2. Yes
3. How many people live in your household, counting yourself?

4. Are you employed outside the home?
 1. No
 2. Yes → If you work outside the home, do you work:
 1. Full-time?
 2. Part-time?
5. What is the highest level of education that you have completed? (Circle one number.)
 1. Some grade school (1–8)
 2. Some high school (grades 9–12)
 3. High school graduate
 4. Some college or technical school
 5. College graduate or beyond
6. Where do you live? (Circle one number.)
 1. Rural farm
 2. Rural community (less than 2,500 people)
 3. Town between 2500–25,000 people
 4. City between 25,000–50,000 people
 5. City over 50,000 people
7. What is your race? (Circle one number.)
 1. Anglo or white
 2. Black
 3. Hispanic
 4. Asian
 5. Native American
 6. Other _____
8. Is your current agricultural operation a single-family operation, a partnership, a family-held corporation, or a nonfamily-held corporation? (Circle one number.)
 1. Single-family operation
 2. Partnership
 3. Family-held corporation
 4. Non-family-held corporation
 5. Other (specify) _____
9. What was the approximate gross value of farm sales from your operation last year including crops sold, animals sold, and dairy products? (Circle one number.)
 1. Less than \$2,500
 2. \$2,500 to \$4,999
 3. \$5,000 to \$9,999
 4. \$10,000 to \$19,999
 5. \$20,000 to \$39,999
 6. \$40,000 to \$99,999
 7. \$100,000 to \$199,999
 8. \$200,000 to \$499,999
 9. \$500,000 or more
10. In the past year did you work off-the-farm in a part-time or full-time job? (Circle one number.)
 1. Did not work off the farm
 2. Was employed part-time off the farm
 3. Was employed full-time off the farm



Author: Ellen Taylor-Powell is a program development and evaluation specialist for Cooperative Extension, University of Wisconsin-Extension.

An EEO/Affirmative Action employer, University of Wisconsin-Extension provides equal opportunities in employment and programming, including Title IX and ADA requirements. Requests for reasonable accommodation for disabilities or limitations should be made prior to the date of the program or activity for which they are needed. Publications are available in alternative formats upon request. Please make such requests as early as possible by contacting your county Extension office so proper arrangements can be made. If you need this information in an alternative format, contact the Office of Equal Opportunity and Diversity Programs or call Extension Publications at (608)262-2655.

© 1996 by the Board of Regents of the University of Wisconsin System doing business as the division of Cooperative Extension of the University of Wisconsin-Extension. Send inquiries about copyright permission to: Director, Cooperative Extension Publications, 201 Hiram Smith Hall, 1545 Observatory Dr., Madison, WI 53706.

You can obtain copies of this publication from Cooperative Extension Publications, Room 170, 630 W. Mifflin Street, Madison, WI 53703, or by phoning (608)262-3346.

**G3658-2 Program Development and Evaluation
Questionnaire Design: Asking Questions with a Purpose**

RP-4-98-.5M-200